

# 2-in-1 Digital AngleRule

## Multifunction:



- Both measure the angle and length, metric and imperial scale

## Convenience:

- Calculating angles quickly and accurately, digital display clearly
- Easy operation with only two press-buttons.
- Stable locking function can lock the measurement at any angle
- Compact structure to achieve convenient carrying and use

## Practicality:

- Stainless steel scale achieves durable using
- It could be well used into various fields besides of angle rule, as straight ruler, square ruler etc.
- Easy line-drawing with the stainless steel rule



## ⚠ Notices:



1. Reading the instruction sheet carefully before using 2-in-1;
2. This is a sensitive precision tool. Do not disassemble it by yourselves or drop it.

## 😊 Hints:

1. Please notice the sharp edge, avoid scratching;
2. Store the 2-in-1 at a place which the children could not reach;
3. Do not use the 2-in-1 as toy to play or as weapon to hit people;
4. Clean the 2-in-1 with mild liquid soap and damp cloth, after it, clean it with the dry and soft cloth, never immerse in water.
5. If 2-in-1 will not be used for a long time, store it to a dry and shady place. Never leave it outside at a wet and shiny environment. Before storing a wipe with anti-rust oil is recommended;
6. Please return the device to our factory if there is a disastrous problem.

Product Name: 2-in-1 Digital angle Rule  
 Unit Weight: 162g±1. 5g  
 Length: 200mm  
 Accessory: 3V Cr2032 Lithium Battery; Leaflet

# Digital AngleRule **Quick 360**



Many applications:



Automobile



Tools



Construction



Boating



Woodworking



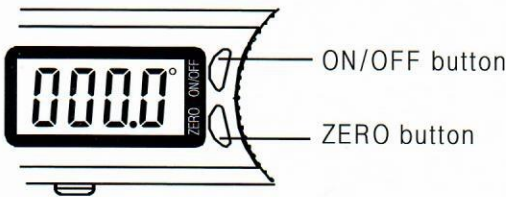
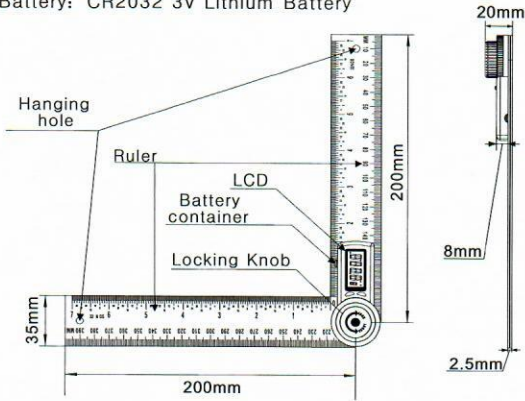
Machining

PAHs RoHS CE

# 2-in-1 Digital AngleRule Instruction

## Technical Data:

Measuring Range: 000.0° ~ 999.9°  
 (more than 999.9° incorrect display )  
 Working Temperature: 0° C ~ +50° C  
 Working Humidity: ≤85%RH  
 Working Current: ≤50 μA  
 (more than 3000 hours in continuous use )  
 Resolution: 0.1°  
 Accuracy: 0.3°  
 Battery: CR2032 3V Lithium Battery

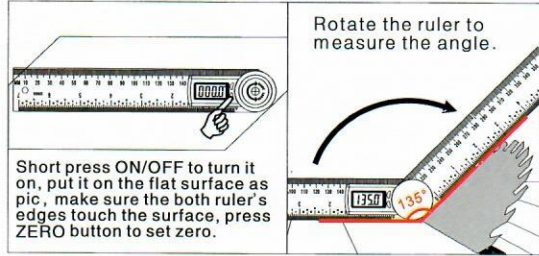
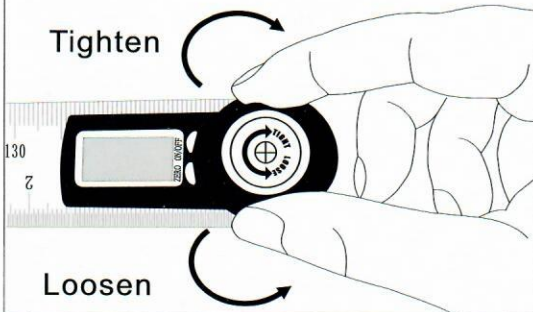


**ON/OFF button:** Short press ON/OFF to turn on 2-in-1. Short press ON/OFF to shut off the LCD. Long press ON/OFF for more than 3 seconds to shut off the whole system. Automatically shut off function in 6 min. Move the scale to turn on the device when at off LCD status.

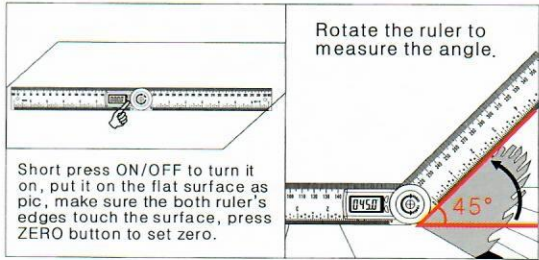
**ZERO button:** Press ZERO to set zero at any point when turn on 2-in-1.

## Operating Instruction:

Rotate clockwise to tighten the moving ruler;  
 Rotate counterclockwise to loosen the moving ruler.



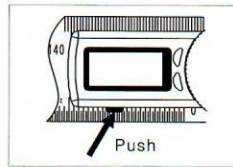
Short press ON/OFF to turn it on, put it on the flat surface as pic, make sure the both ruler's edges touch the surface, press ZERO button to set zero.



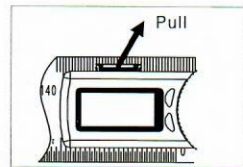
Short press ON/OFF to turn it on, put it on the flat surface as pic, make sure the both ruler's edges touch the surface, press ZERO button to set zero.

## Battery:

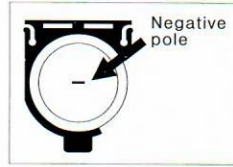
1. To replace battery, push the protrusion on the bottom of the LCD, the edge of battery container appears on the upper side of the LCD. (Pic 1).
2. Pull the battery container out (Pic 2).
3. The negative pole of battery is upside, positive pole is downwards (Pic 3).
4. Push the battery container back in (Pic 4).



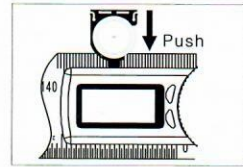
Pic 1



Pic 2



Pic 3



Pic 4

## Trouble Shooting:

Problem	Possible Cause	Solution
No display or ambiguous	Lower voltage, no battery or incorrect installation of battery	Reinstall battery or replace battery
Erratic display	Casual Misfunction Caused by High Vibration or Strong Swinging	Zero setting
Number skip or frozen display	Internal error	Remove battery wait 1 minute and replace